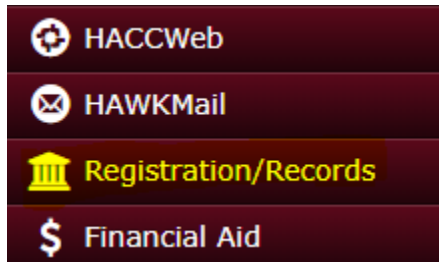


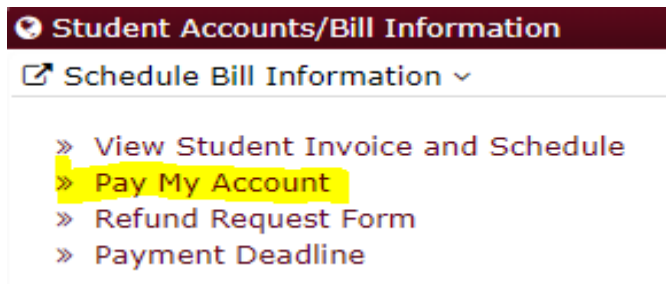
Make Online Payment on myHACC

Log in to your myHACC account at myhacc.edu using your HAWKMail prefix for your User ID and enter your password. If you are not sure of your HACC password, follow the [Forgotten Password](#) link.

➡ On the Student tab, Select Registration/Records on the left navigation bar

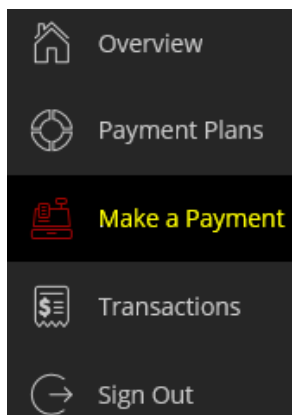


➡ Under Student Accounts/Bill Information click on Pay My Account



In the overview your tuition/fees and other charges will be listed by term

➡ Click Make a Payment



Review your balance due for each term and select continue on the bottom of page. If your balance due is for more than one term and you are only paying for one term at this time, change the amount under the term and select continue.

Select your payment method from the drop-down menu or use a saved payment method. Enter the required information and click continue.

Your receipt will be emailed to the indicated email address. Review summary for correct information and click the Pay button.

Thank you for your payment. The payment receipt was sent to your email address.



\$3,476

Thank you for your payment